



Allianz Risk Barometer

Results appendix 2022

Based on the insight of 2,650 risk management experts from 89 countries and territories

- 02 The most important business risks: global
- 04 The most important business risks: Europe, Americas, Asia Pacific, and Africa and Middle East
- 32 The most important business risks: industry sector
- 40 The most important business risks: company size

The most
important
business risks
in 2022:
global



The most important business risks in 2022: global

Ranking changes are determined by positions year-on-year, ahead of percentages.

Rank		Percent	2021 rank	Trend
1	Cyber incidents (e.g. cyber crime, IT failure/outage, data breaches, fines and penalties)	44%	3 (40%)	↑
2	Business interruption (incl. supply chain disruption)	42%	1 (41%)	↓
3	Natural catastrophes (e.g. storm, flood, earthquake, wildfire, weather events)	25%	6 (17%)	↑
4	Pandemic outbreak (e.g. health and workforce issues, restrictions on movement)	22%	2 (40%)	↓
5	Changes in legislation and regulation (e.g. trade wars and tariffs, economic sanctions, protectionism, Brexit, Euro-zone disintegration)	19%	5 (19%)	→
6	Climate change (e.g. physical, operational, financial and reputational risks as a result of global warming) ¹	17%	9 (13%)	↑
7	Fire, explosion	17%	7 (16%)	→
8	Market developments (e.g. volatility, intensified competition/new entrants, M&A, market stagnation, market fluctuation)	15%	4 (19%)	↓
9	Shortage of skilled workforce	13%	13 (8%)	↑
10	Macroeconomic developments (e.g. monetary policies, austerity programs, commodity price increase, deflation, inflation)	11%	8 (13%)	↓
11	Loss of reputation or brand value (e.g. public criticism)	10%	12 (9%)	↑
12	New technologies (e.g. impact of artificial intelligence, connected/autonomous vehicles, electric/fuel cell vehicles, 3D printing, Internet of Things, nanotechnology, blockchain, 5G) ²	9%	11 (9%)	↓
13	Political risks and violence (e.g. political instability, war, terrorism, civil commotion, riots and looting) ³	9%	10 (11%)	↓
14	Critical infrastructure blackouts (e.g. power disruption) or failures (e.g. aging dams, bridges, rail tracks)	9%	15 (5%)	↑
15	Product recall, quality management, serial defects	6%	16 (5%)	↑
16	Theft, fraud, corruption	5%	14 (7%)	↓
17	Environmental risks (e.g. pollution)	4%	17 (5%)	→
	Other	3%		

Source: Allianz Global Corporate & Specialty

¹ Climate change ranks higher than fire/explosion based on actual number of responses

² New technologies ranks higher than political risks and violence based on actual number of responses

³ Political risks and violence ranks higher than critical infrastructure blackouts based on actual number of responses

Key

↑ Risk higher than in 2021

↓ Risk lower than in 2021

→ No change from 2021

(5%) 2021 risk ranking %

The 11th annual Allianz Risk Barometer survey was conducted among Allianz customers (global businesses), brokers and industry trade organizations. It also surveyed risk consultants, underwriters, senior managers and claims experts in the corporate insurance segment of Allianz Global Corporate & Specialty and other Allianz entities.

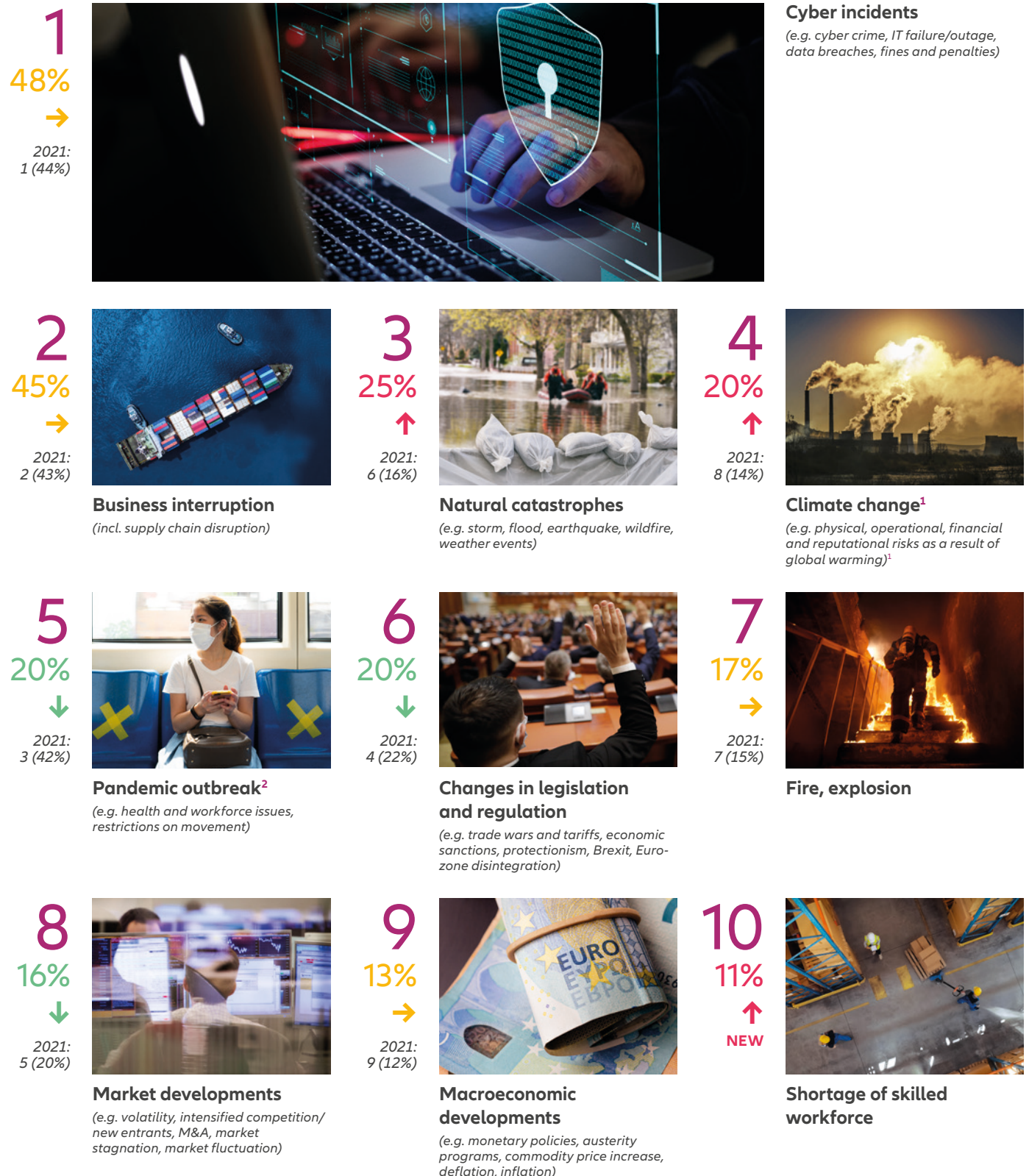
Figures represent the number of risks selected as a percentage of all survey responses from 2,650 respondents. All respondents could select up to three risks per industry, which is why the figures do not add up to 100%.

➔ [View the Allianz Risk Barometer 2022 report and full methodology](#)

The most
important
business risks
in Europe
in 2022



The most important business risks in Europe in 2022



Source: Allianz Global Corporate & Specialty

Figures represent how often a risk was selected as a percentage of all responses for that region.

Respondents: 1,165

Figures don't add up to 100% as up to three risks could be selected

NEW New entry in the top 10 risks

¹ Climate change ranks higher than pandemic outbreak based on actual number of responses

² Pandemic outbreak ranks higher than changes in legislation and regulation based on actual number of responses



Top 10 risks in Austria

Source: Allianz Global Corporate & Specialty

Figures represent how often a risk was selected as a percentage of all responses for that country
Respondents: 27. Figures don't add up to 100% as up to three risks could be selected

Rank		Percent	2021 rank	Trend
1	Cyber incidents (e.g. cyber crime, IT failure/outage, data breaches, fines and penalties)	63%	2 (50%)	↑
2	Business interruption (incl. supply chain disruption)	52%	1 (58%)	↓
3	Critical infrastructure blackouts (e.g. power disruption) or failures (e.g. aging dams, bridges, rail tracks)	44%	10 (8%)	↑
4	Pandemic outbreak (e.g. health and workforce issues, restrictions on movement)	22%	3 (38%)	↓
5	Changes in legislation and regulation (e.g. trade wars and tariffs, economic sanctions, protectionism, Brexit, Euro-zone disintegration)	11%	4 (19%)	↓
5	Climate change (e.g. physical, operational, financial and reputational risks as a result of global warming)	11%	5 (15%)	→
5	Market developments (e.g. volatility, intensified competition/new entrants, M&A, market stagnation, market fluctuation)	11%	8 (12%)	↑
8	Fire, explosion	7%	NEW	↑
8	Shortage of skilled workforce	7%	NEW	↑
10	Natural catastrophes (e.g. storm, flood, earthquake, wildfire, weather events)	4%	5 (15%)	↓



Top 10 risks in Belgium

Source: Allianz Global Corporate & Specialty

Figures represent how often a risk was selected as a percentage of all responses for that country
Respondents: 28. Figures don't add up to 100% as up to three risks could be selected

Rank		Percent	2021 rank	Trend
1	Cyber incidents (e.g. cyber crime, IT failure/outage, data breaches, fines and penalties)	57%	1 (50%)	→
2	Business interruption (incl. supply chain disruption)	39%	2 (44%)	→
3	New technologies (e.g. impact of artificial intelligence, connected/autonomous vehicles, electric/fuel cell vehicles, 3D printing, Internet of Things, nanotechnology, blockchain, 5G)	25%	NEW	↑
3	Pandemic outbreak (e.g. health and workforce issues, restrictions on movement)	25%	2 (44%)	↓
3	Shortage of skilled workforce	25%	6 (19%)	↑
6	Market developments (e.g. volatility, intensified competition/new entrants, M&A, market stagnation, market fluctuation)	21%	4 (25%)	↓
7	Changes in legislation and regulation (e.g. trade wars and tariffs, economic sanctions, protectionism, Brexit, Euro-zone disintegration)	18%	NEW	↑
7	Climate change (e.g. physical, operational, financial and reputational risks as a result of global warming)	18%	8 (13%)	↑
7	Natural catastrophes (e.g. storm, flood, earthquake, wildfire, weather events)	18%	8 (13%)	↑
10	Macroeconomic developments (e.g. monetary policies, austerity programs, commodity price increase, deflation, inflation)	11%	4 (25%)	↓



Top 10 risks in Bulgaria

Source: Allianz Global Corporate & Specialty

Figures represent how often a risk was selected as a percentage of all responses for that country
Respondents: 48. Figures don't add up to 100% as up to three risks could be selected

Rank		Percent	2021 rank	Trend
1	Pandemic outbreak (e.g. health and workforce issues, restrictions on movement)	38%	1 (57%)	→
2	Business interruption (incl. supply chain disruption)	33%	2 (35%)	→
3	Macroeconomic developments (e.g. monetary policies, austerity programs, commodity price increase, deflation, inflation)	29%	5 (21%)	↑
3	Shortage of skilled workforce	29%	5 (21%)	↑
5	Market developments (e.g. volatility, intensified competition/new entrants, M&A, market stagnation, market fluctuation)	25%	7 (18%)	↑
6	Political risks and violence (e.g. political instability, war, terrorism, civil commotion, riots and looting)	23%	9 (12%)	↑
7	Changes in legislation and regulation (e.g. trade wars and tariffs, economic sanctions, protectionism, Brexit, Euro-zone disintegration)	21%	3 (31%)	↓
8	Natural catastrophes (e.g. storm, flood, earthquake, wildfire, weather events)	19%	9 (12%)	↑
9	Cyber incidents (e.g. cyber crime, IT failure/outage, data breaches, fines and penalties)	15%	4 (22%)	↓
9	Fire, explosion	15%	7 (18%)	↓



Top 10 risks in Croatia

Source: Allianz Global Corporate & Specialty

Figures represent how often a risk was selected as a percentage of all responses for that country
Respondents: 27. Figures don't add up to 100% as up to three risks could be selected

Rank		Percent	2021 rank	Trend
1	Natural catastrophes (e.g. storm, flood, earthquake, wildfire, weather events)	55%	3 (26%)	↑
2	Cyber incidents (e.g. cyber crime, IT failure/outage, data breaches, fines and penalties)	41%	2 (31%)	→
2	Pandemic outbreak (e.g. health and workforce issues, restrictions on movement)	41%	1 (54%)	↓
4	Business interruption (incl. supply chain disruption)	30%	6 (23%)	↑
5	Climate change (e.g. physical, operational, financial and reputational risks as a result of global warming)	26%	NEW	↑
6	Fire, explosion	19%	NEW	↑
7	Changes in legislation and regulation (e.g. trade wars and tariffs, economic sanctions, protectionism, Brexit, Euro-zone disintegration)	11%	3 (26%)	↓
7	Macroeconomic developments (e.g. monetary policies, austerity programs, commodity price increase, deflation, inflation)	11%	7 (11%)	→
7	Shortage of skilled workforce	11%	3 (26%)	↓
10	Loss of reputation or brand value (e.g. public criticism)	7%	7 (11%)	↓



Top 10 risks in Denmark

Source: Allianz Global Corporate & Specialty

Figures represent how often a risk was selected as a percentage of all responses for that country
Respondents: 24. Figures don't add up to 100% as up to three risks could be selected

Rank		Percent	2021 rank	Trend
1	Cyber incidents (e.g. cyber crime, IT failure/outage, data breaches, fines and penalties)	63%	1 (53%)	→
2	Business interruption (incl. supply chain disruption)	38%	1 (53%)	↓
3	Climate change (e.g. physical, operational, financial and reputational risks as a result of global warming)	25%	5 (21%)	↑
4	Natural catastrophes (e.g. storm, flood, earthquake, wildfire, weather events)	21%	9 (9%)	↑
4	Pandemic outbreak (e.g. health and workforce issues, restrictions on movement)	21%	3 (38%)	↓
6	Product recall, quality management, serial defects	17%	NEW	↑
7	Loss of reputation or brand value (e.g. public criticism)	13%	NEW	↑
7	Macroeconomic developments (e.g. monetary policies, austerity programs, commodity price increase, deflation, inflation)	13%	NEW	↑
7	Market developments (e.g. volatility, intensified competition/new entrants, M&A, market stagnation, market fluctuation)	13%	7 (15%)	→
7	Shortage of skilled workforce	13%	8 (12%)	↑



Top 10 risks in France

Source: Allianz Global Corporate & Specialty

Figures represent how often a risk was selected as a percentage of all responses for that country
Respondents: 73. Figures don't add up to 100% as up to three risks could be selected

Rank		Percent	2021 rank	Trend
1	Business interruption (incl. supply chain disruption)	51%	2 (44%)	↑
2	Cyber incidents (e.g. cyber crime, IT failure/outage, data breaches, fines and penalties)	48%	1 (50%)	↓
3	Natural catastrophes (e.g. storm, flood, earthquake, wildfire, weather events)	28%	5 (17%)	↑
4	Fire, explosion	23%	4 (24%)	→
5	Changes in legislation and regulation (e.g. trade wars and tariffs, economic sanctions, protectionism, Brexit, Euro-zone disintegration)	18%	9 (12%)	↑
5	Product recall, quality management, serial defects	18%	7 (15%)	↑
7	Climate change (e.g. physical, operational, financial and reputational risks as a result of global warming)	15%	NEW	↑
8	Loss of reputation or brand value (e.g. public criticism)	14%	5 (17%)	↓
9	Market developments (e.g. volatility, intensified competition/new entrants, M&A, market stagnation, market fluctuation)	10%	NEW	↑
9	New technologies (e.g. impact of artificial intelligence, connected/autonomous vehicles, electric/fuel cell vehicles, 3D printing, Internet of Things, nanotechnology, blockchain, 5G)	10%	NEW	↑



Top 10 risks in Germany

Source: Allianz Global Corporate & Specialty

Figures represent how often a risk was selected as a percentage of all responses for that country
Respondents: 351. Figures don't add up to 100% as up to three risks could be selected

Rank		Percent	2021 rank	Trend
1	Business interruption (incl. supply chain disruption)	55%	1 (50%)	→
2	Cyber incidents (e.g. cyber crime, IT failure/outage, data breaches, fines and penalties)	50%	2 (48%)	→
3	Natural catastrophes (e.g. storm, flood, earthquake, wildfire, weather events)	30%	7 (15%)	↑
4	Climate change (e.g. physical, operational, financial and reputational risks as a result of global warming)	21%	9 (12%)	↑
5	Changes in legislation and regulation (e.g. trade wars and tariffs, economic sanctions, protectionism, Brexit, Euro-zone disintegration) ¹	19%	5 (18%)	→
6	Fire, explosion	19%	6 (17%)	→
7	Market developments (e.g. volatility, intensified competition/new entrants, M&A, market stagnation, market fluctuation)	15%	4 (23%)	↓
8	Pandemic outbreak (e.g. health and workforce issues, restrictions on movement)	13%	3 (35%)	↓
9	Product recall, quality management, serial defects	12%	10 (11%)	↑
10	Macroeconomic developments (e.g. monetary policies, austerity programs, commodity price increase, deflation, inflation)	10%	NEW	↑

¹ Changes in legislation and regulation ranks higher than fire, explosion based on actual number of responses



Top 10 risks in Greece

Source: Allianz Global Corporate & Specialty

Figures represent how often a risk was selected as a percentage of all responses for that country
Respondents: 24. Figures don't add up to 100% as up to three risks could be selected

Rank		Percent	2021 rank	Trend
1	Natural catastrophes (e.g. storm, flood, earthquake, wildfire, weather events)	46%	4 (29%)	↑
2	Pandemic outbreak (e.g. health and workforce issues, restrictions on movement)	42%	1 (54%)	↓
3	Cyber incidents (e.g. cyber crime, IT failure/outage, data breaches, fines and penalties)	38%	2 (36%)	↓
4	Business interruption (incl. supply chain disruption)	33%	2 (36%)	↓
5	Market developments (e.g. volatility, intensified competition/new entrants, M&A, market stagnation, market fluctuation)	25%	8 (18%)	↑
6	Changes in legislation and regulation (e.g. trade wars and tariffs, economic sanctions, protectionism, Brexit, Euro-zone disintegration)	17%	5 (21%)	↓
6	Fire, explosion	17%	NEW	↑
6	Macroeconomic developments (e.g. monetary policies, austerity programs, commodity price increase, deflation, inflation)	17%	5 (21%)	↓
9	Climate change (e.g. physical, operational, financial and reputational risks as a result of global warming)	13%	5 (21%)	↓
10	Political risks and violence (e.g. political instability, war, terrorism, civil commotion, riots and looting)	8%	9 (14%)	↓



Top 10 risks in Hungary

Source: Allianz Global Corporate & Specialty

Figures represent how often a risk was selected as a percentage of all responses for that country
Respondents: 68. Figures don't add up to 100% as up to three risks could be selected

Rank		Percent	2021 rank	Trend
1	Pandemic outbreak (e.g. health and workforce issues, restrictions on movement)	34%	1 (32%)	→
2	Cyber incidents (e.g. cyber crime, IT failure/outage, data breaches, fines and penalties)	28%	1 (32%)	↓
3	Business interruption (incl. supply chain disruption)	24%	6 (19%)	↑
3	Macroeconomic developments (e.g. monetary policies, austerity programs, commodity price increase, deflation, inflation)	24%	7 (17%)	↑
3	Shortage of skilled workforce	24%	NEW	↑
6	Changes in legislation and regulation (e.g. trade wars and tariffs, economic sanctions, protectionism, Brexit, Euro-zone disintegration)	22%	3 (29%)	↓
6	Natural catastrophes (e.g. storm, flood, earthquake, wildfire, weather events)	22%	8 (15%)	↑
8	Climate change (e.g. physical, operational, financial and reputational risks as a result of global warming)	18%	5 (20%)	↓
8	Fire, explosion	18%	9 (11%)	↑
10	Market developments (e.g. volatility, intensified competition/new entrants, M&A, market stagnation, market fluctuation)	16%	4 (27%)	↓



Top 10 risks in Italy

Source: Allianz Global Corporate & Specialty

Figures represent how often a risk was selected as a percentage of all responses for that country
Respondents: 31. Figures don't add up to 100% as up to three risks could be selected

Rank		Percent	2021 rank	Trend
1	Cyber incidents (e.g. cyber crime, IT failure/outage, data breaches, fines and penalties)	52%	1 (54%)	→
2	Business interruption (incl. supply chain disruption)	45%	2 (45%)	→
3	Natural catastrophes (e.g. storm, flood, earthquake, wildfire, weather events)	33%	4 (25%)	↑
4	Changes in legislation and regulation (e.g. trade wars and tariffs, economic sanctions, protectionism, Brexit, Euro-zone disintegration)	23%	6 (20%)	↑
5	Market developments (e.g. volatility, intensified competition/new entrants, M&A, market stagnation, market fluctuation)	16%	5 (22%)	→
5	Pandemic outbreak (e.g. health and workforce issues, restrictions on movement)	16%	3 (28%)	↓
5	Product recall, quality management, serial defects	16%	NEW	↑
8	Climate change (e.g. physical, operational, financial and reputational risks as a result of global warming)	13%	7 (19%)	↓
8	Loss of reputation or brand value (e.g. public criticism)	13%	8 (13%)	→
10	Macroeconomic developments (e.g. monetary policies, austerity programs, commodity price increase, deflation, inflation)	10%	NEW	↑



Top 10 risks in The Netherlands

Source: Allianz Global Corporate & Specialty

Figures represent how often a risk was selected as a percentage of all responses for that country
Respondents: 42. Figures don't add up to 100% as up to three risks could be selected

Rank		Percent	2021 rank	Trend
1	Cyber incidents (e.g. cyber crime, IT failure/outage, data breaches, fines and penalties)	64%	3 (35%)	↑
2	Business interruption (incl. supply chain disruption)	48%	1 (57%)	↓
3	Climate change (e.g. physical, operational, financial and reputational risks as a result of global warming)	36%	4 (17%)	↑
4	Natural catastrophes (e.g. storm, flood, earthquake, wildfire, weather events)	26%	4 (17%)	→
5	Shortage of skilled workforce	24%	NEW	↑
6	Pandemic outbreak (e.g. health and workforce issues, restrictions on movement)	19%	2 (48%)	↓
7	Market developments (e.g. volatility, intensified competition/new entrants, M&A, market stagnation, market fluctuation)	17%	4 (17%)	↓
8	Fire, explosion	14%	8 (13%)	→
9	Changes in legislation and regulation (e.g. trade wars and tariffs, economic sanctions, protectionism, Brexit, Euro-zone disintegration)	12%	8 (13%)	↓
9	Loss of reputation or brand value (e.g. public criticism)	12%	8 (13%)	↓



Top 10 risks in Poland

Source: Allianz Global Corporate & Specialty

Figures represent how often a risk was selected as a percentage of all responses for that country
Respondents: 21. Figures don't add up to 100% as up to three risks could be selected

Rank		Percent	2021 rank	Trend
1	Business interruption (incl. supply chain disruption)	52%	2 (43%)	↑
2	Pandemic outbreak (e.g. health and workforce issues, restrictions on movement)	48%	1 (52%)	↓
3	Cyber incidents (e.g. cyber crime, IT failure/outage, data breaches, fines and penalties)	38%	5 (22%)	↑
3	Natural catastrophes (e.g. storm, flood, earthquake, wildfire, weather events)	38%	NEW	↑
5	Climate change (e.g. physical, operational, financial and reputational risks as a result of global warming)	24%	4 (26%)	↓
5	Fire, explosion	24%	6 (17%)	↑
7	Macroeconomic developments (e.g. monetary policies, austerity programs, commodity price increase, deflation, inflation)	19%	NEW	↑
8	Changes in legislation and regulation (e.g. trade wars and tariffs, economic sanctions, protectionism, Brexit, Euro-zone disintegration)	14%	3 (30%)	↓
9	Market developments (e.g. volatility, intensified competition/new entrants, M&A, market stagnation, market fluctuation)	10%	6 (17%)	↓
9	Shortage of skilled workforce	10%	6 (17%)	↓



Top 10 risks in Portugal

Source: Allianz Global Corporate & Specialty

Figures represent how often a risk was selected as a percentage of all responses for that country
Respondents: 30. Figures don't add up to 100% as up to three risks could be selected

Rank		Percent	2021 rank	Trend
1	Cyber incidents (e.g. cyber crime, IT failure/outage, data breaches, fines and penalties)	47%	3 (44%)	↑
2	Natural catastrophes (e.g. storm, flood, earthquake, wildfire, weather events)	37%	4 (25%)	↑
3	Business interruption (incl. supply chain disruption)	30%	2 (50%)	↓
4	Fire, explosion	27%	5 (22%)	↑
4	Pandemic outbreak (e.g. health and workforce issues, restrictions on movement)	27%	1 (53%)	↓
6	Climate change (e.g. physical, operational, financial and reputational risks as a result of global warming)	23%	6 (19%)	→
6	Macroeconomic developments (e.g. monetary policies, austerity programs, commodity price increase, deflation, inflation)	23%	8 (16%)	↑
6	Market developments (e.g. volatility, intensified competition/new entrants, M&A, market stagnation, market fluctuation)	23%	6 (19%)	→
9	New technologies (e.g. impact of artificial intelligence, connected/autonomous vehicles, electric/fuel cell vehicles, 3D printing, Internet of Things, nanotechnology, blockchain, 5G)	20%	NEW	↑
10	Shortage of skilled workforce	13%	NEW	↑



Top 10 risks in Romania

Source: Allianz Global Corporate & Specialty

Figures represent how often a risk was selected as a percentage of all responses for that country
Respondents: 77. Figures don't add up to 100% as up to three risks could be selected

Rank		Percent	2021 rank	Trend
1	Pandemic outbreak (e.g. health and workforce issues, restrictions on movement)	42%	1 (45%)	→
2	Cyber incidents (e.g. cyber crime, IT failure/outage, data breaches, fines and penalties)	35%	3 (25%)	↑
3	Business interruption (incl. supply chain disruption)	31%	2 (30%)	↓
4	Changes in legislation and regulation (e.g. trade wars and tariffs, economic sanctions, protectionism, Brexit, Euro-zone disintegration)	25%	3 (25%)	↓
5	Fire, explosion	23%	3 (25%)	↓
6	Macroeconomic developments (e.g. monetary policies, austerity programs, commodity price increase, deflation, inflation)	22%	3 (25%)	↓
6	Natural catastrophes (e.g. storm, flood, earthquake, wildfire, weather events)	22%	3 (25%)	↓
8	Market developments (e.g. volatility, intensified competition/new entrants, M&A, market stagnation, market fluctuation)	13%	3 (25%)	↓
9	Climate change (e.g. physical, operational, financial and reputational risks as a result of global warming)	12%	NEW	↑
9	New technologies (e.g. impact of artificial intelligence, connected/autonomous vehicles, electric/fuel cell vehicles, 3D printing, Internet of Things, nanotechnology, blockchain, 5G)	12%	NEW	↑



Top 10 risks in Spain

Source: Allianz Global Corporate & Specialty

Figures represent how often a risk was selected as a percentage of all responses for that country
Respondents: 22. Figures don't add up to 100% as up to three risks could be selected

Rank		Percent	2021 rank	Trend
1	Business interruption (incl. supply chain disruption)	55%	3 (42%)	↑
2	Cyber incidents (e.g. cyber crime, IT failure/outage, data breaches, fines and penalties)	45%	1 (58%)	↓
3	Natural catastrophes (e.g. storm, flood, earthquake, wildfire, weather events)	41%	4 (27%)	↑
4	Changes in legislation and regulation (e.g. trade wars and tariffs, economic sanctions, protectionism, Brexit, Euro-zone disintegration)	36%	6 (18%)	↑
5	Market developments (e.g. volatility, intensified competition/new entrants, M&A, market stagnation, market fluctuation)	18%	9 (12%)	↑
5	Pandemic outbreak (e.g. health and workforce issues, restrictions on movement)	18%	2 (43%)	↓
7	Climate change (e.g. physical, operational, financial and reputational risks as a result of global warming)	14%	7 (15%)	→
7	Fire, explosion	14%	5 (19%)	↓
9	New technologies (e.g. impact of artificial intelligence, connected/autonomous vehicles, electric/fuel cell vehicles, 3D printing, Internet of Things, nanotechnology, blockchain, 5G)	9%	8 (13%)	↓
9	Theft, fraud, corruption	9%	NEW	↑



Top 10 risks in Sweden

Source: Allianz Global Corporate & Specialty

Figures represent how often a risk was selected as a percentage of all responses for that country
Respondents: 23. Figures don't add up to 100% as up to three risks could be selected

Rank		Percent	2021 rank	Trend
1	Cyber incidents (e.g. cyber crime, IT failure/outage, data breaches, fines and penalties)	78%	1 (55%)	→
2	Business interruption (incl. supply chain disruption)	52%	2 (45%)	→
3	Climate change (e.g. physical, operational, financial and reputational risks as a result of global warming)	26%	5 (25%)	↑
4	Loss of reputation or brand value (e.g. public criticism)	22%	NEW	↑
5	Changes in legislation and regulation (e.g. trade wars and tariffs, economic sanctions, protectionism, Brexit, Euro-zone disintegration)	17%	NEW	↑
5	Market developments (e.g. volatility, intensified competition/new entrants, M&A, market stagnation, market fluctuation)	17%	3 (35%)	↓
7	New technologies (e.g. impact of artificial intelligence, connected/autonomous vehicles, electric/fuel cell vehicles, 3D printing, Internet of Things, nanotechnology, blockchain, 5G)	13%	10 (10%)	↑
7	Shortage of skilled workforce	13%	8 (15%)	↑
9	Fire, explosion	9%	7 (20%)	↓
9	Macroeconomic developments (e.g. monetary policies, austerity programs, commodity price increase, deflation, inflation)	9%	NEW	↑



Top 10 risks in Switzerland

Source: Allianz Global Corporate & Specialty

Figures represent how often a risk was selected as a percentage of all responses for that country
Respondents: 75. Figures don't add up to 100% as up to three risks could be selected

Rank		Percent	2021 rank	Trend
1	Cyber incidents (e.g. cyber crime, IT failure/outage, data breaches, fines and penalties)	61%	2 (56%)	↑
2	Business interruption (incl. supply chain disruption)	57%	1 (58%)	↓
3	Market developments (e.g. volatility, intensified competition/new entrants, M&A, market stagnation, market fluctuation)	25%	6 (13%)	↑
4	Changes in legislation and regulation (e.g. trade wars and tariffs, economic sanctions, protectionism, Brexit, Euro-zone disintegration)	24%	4 (24%)	→
5	Climate change (e.g. physical, operational, financial and reputational risks as a result of global warming)	17%	7 (12%)	↑
6	Pandemic outbreak (e.g. health and workforce issues, restrictions on movement)	15%	3 (48%)	↓
7	Macroeconomic developments (e.g. monetary policies, austerity programs, commodity price increase, deflation, inflation)	12%	8 (11%)	↑
7	Shortage of skilled workforce	12%	NEW	↑
9	Critical infrastructure blackouts (e.g. power disruption) or failures (e.g. aging dams, bridges, rail tracks)	11%	NEW	↑
9	Loss of reputation or brand value (e.g. public criticism)	11%	NEW	↑



Top 10 risks in Turkey NEW

Source: Allianz Global Corporate & Specialty

Figures represent how often a risk was selected as a percentage of all responses for that country
Respondents: 17. Figures don't add up to 100% as up to three risks could be selected

Rank		Percent
1	Business interruption (incl. supply chain disruption)	71%
2	Macroeconomic developments (e.g. monetary policies, austerity programs, commodity price increase, deflation, inflation)	47%
3	Natural catastrophes (e.g. storm, flood, earthquake, wildfire, weather events)	35%
4	Changes in legislation and regulation (e.g. trade wars and tariffs, economic sanctions, protectionism, Brexit, Euro-zone disintegration)	24%
4	Climate change (e.g. physical, operational, financial and reputational risks as a result of global warming)	24%
4	Political risks and violence (e.g. political instability, war, terrorism, civil commotion, riots and looting)	24%
7	Cyber incidents (e.g. cyber crime, IT failure/outage, data breaches, fines and penalties)	18%
7	Pandemic outbreak (e.g. health and workforce issues, restrictions on movement)	18%
9	Fire, explosion	12%
9	Market developments (e.g. volatility, intensified competition/new entrants, M&A, market stagnation, market fluctuation)	12%



Top 10 risks in The UK

Source: Allianz Global Corporate & Specialty

Figures represent how often a risk was selected as a percentage of all responses for that country
Respondents: 131. Figures don't add up to 100% as up to three risks could be selected

Rank		Percent	2021 rank	Trend
1	Cyber incidents (e.g. cyber crime, IT failure/outage, data breaches, fines and penalties)	50%	2 (42%)	↑
2	Business interruption (incl. supply chain disruption)	34%	3 (41%)	↑
3	Climate change (e.g. physical, operational, financial and reputational risks as a result of global warming)	31%	6 (17%)	↑
4	Changes in legislation and regulation (e.g. trade wars and tariffs, economic sanctions, protectionism, Brexit, Euro-zone disintegration)	26%	4 (28%)	→
5	Market developments (e.g. volatility, intensified competition/new entrants, M&A, market stagnation, market fluctuation)	18%	5 (25%)	→
5	Shortage of skilled workforce	18%	NEW	↑
7	Pandemic outbreak (e.g. health and workforce issues, restrictions on movement)	17%	1 (44%)	↓
8	Fire, explosion	15%	9 (12%)	↑
9	Loss of reputation or brand value (e.g. public criticism)	13%	10 (10%)	↑
9	Natural catastrophes (e.g. storm, flood, earthquake, wildfire, weather events)	13%	7 (13%)	↓

The most
important
business risks
in the Americas
in 2022



The most important business risks in the Americas in 2022

1
46%
→
2021:
1 (46%)



Business interruption
(incl. supply chain disruption)

2
40%
↑
2021:
3 (35%)



Cyber incidents
(e.g. cyber crime, IT failure/outage, data breaches, fines and penalties)

3
35%
↑
2021:
4 (26%)



Natural catastrophes
(e.g. storm, flood, earthquake, wildfire, weather events)

4
20%
↓
2021:
2 (40%)



Pandemic outbreak¹
(e.g. health and workforce issues, restrictions on movement)

5
20%
↑
NEW



Shortage of skilled workforce

6
19%
→
2021:
6 (15%)



Fire, explosion

7
14%
↑
2021:
9 (12%)



Climate change²
(e.g. physical, operational, financial and reputational risks as a result of global warming)

8
14%
↓
2021:
5 (23%)




Market developments
(e.g. volatility, intensified competition/new entrants, M&A, market stagnation, market fluctuation)

9
12%
↓
2021:
7 (13%)



Changes in legislation and regulation
(e.g. trade wars and tariffs, economic sanctions, protectionism, Brexit, Euro-zone disintegration)

10
9%
↑
NEW



Loss of reputation or brand value
(e.g. public criticism)

Source: Allianz Global Corporate & Specialty

Figures represent how often a risk was selected as a percentage of all responses for that region.

Respondents: 562

Figures don't add up to 100% as up to three risks could be selected

NEW New entry in the top 10 risks

¹ Pandemic outbreak ranks higher than shortage of skilled workforce based on actual number of responses

² Climate change ranks higher than market developments based on actual number of responses



Top 10 risks in Argentina **NEW**

Source: Allianz Global Corporate & Specialty

Figures represent how often a risk was selected as a percentage of all responses for that country
Respondents: 31. Figures don't add up to 100% as up to three risks could be selected

Rank		Percent
1	Business interruption (incl. supply chain disruption)	58%
2	Cyber incidents (e.g. cyber crime, IT failure/outage, data breaches, fines and penalties)	32%
3	Fire, explosion	29%
3	Political risks and violence (e.g. political instability, war, terrorism, civil commotion, riots and looting)	29%
5	Climate change (e.g. physical, operational, financial and reputational risks as a result of global warming)	19%
5	Natural catastrophes (e.g. storm, flood, earthquake, wildfire, weather events)	19%
7	Changes in legislation and regulation (e.g. trade wars and tariffs, economic sanctions, protectionism, Brexit, Euro-zone disintegration)	16%
7	Market developments (e.g. volatility, intensified competition/new entrants, M&A, market stagnation, market fluctuation)	16%
9	Pandemic outbreak (e.g. health and workforce issues, restrictions on movement)	13%
9	Theft, fraud, corruption	13%



Top 10 risks in Brazil

Source: Allianz Global Corporate & Specialty

Figures represent how often a risk was selected as a percentage of all responses for that country
Respondents: 69. Figures don't add up to 100% as up to three risks could be selected

Rank		Percent	2021 rank	Trend
1	Cyber incidents (e.g. cyber crime, IT failure/outage, data breaches, fines and penalties)	64%	1 (47%)	→
2	Natural catastrophes (e.g. storm, flood, earthquake, wildfire, weather events)	30%	6 (19%)	↑
3	Business interruption (incl. supply chain disruption)	29%	2 (46%)	↓
4	Fire, explosion	26%	4 (24%)	→
5	Macroeconomic developments (e.g. monetary policies, austerity programs, commodity price increase, deflation, inflation)	17%	5 (20%)	→
6	Pandemic outbreak (e.g. health and workforce issues, restrictions on movement)	14%	3 (29%)	↓
7	Loss of reputation or brand value (e.g. public criticism)	13%	NEW	↑
8	Changes in legislation and regulation (e.g. trade wars and tariffs, economic sanctions, protectionism, Brexit, Euro-zone disintegration)	12%	NEW	↑
8	Climate change (e.g. physical, operational, financial and reputational risks as a result of global warming)	12%	7 (17%)	↓
10	Critical infrastructure blackouts (e.g. power disruption) or failures (e.g. aging dams, bridges, rail tracks)	10%	NEW	↑



Top 10 risks in Canada

Source: Allianz Global Corporate & Specialty

Figures represent how often a risk was selected as a percentage of all responses for that country
Respondents: 36. Figures don't add up to 100% as up to three risks could be selected

Rank		Percent	2021 rank	Trend
1	Business interruption (incl. supply chain disruption)	31%	1 (47%)	→
2	Cyber incidents (e.g. cyber crime, IT failure/outage, data breaches, fines and penalties)	31%	3 (37%)	↑
3	Climate change (e.g. physical, operational, financial and reputational risks as a result of global warming)	28%	9 (11%)	↑
4	Pandemic outbreak (e.g. health and workforce issues, restrictions on movement)	25%	2 (41%)	↓
4	Shortage of skilled workforce	25%	6 (14%)	↑
6	Environmental risks (e.g. pollution)	22%	NEW	↑
7	Fire, explosion	19%	7 (13%)	→
8	Natural catastrophes (e.g. storm, flood, earthquake, wildfire, weather events)	17%	4 (24%)	↓
8	New technologies (e.g. impact of artificial intelligence, connected/autonomous vehicles, electric/fuel cell vehicles, 3D printing, Internet of Things, nanotechnology, blockchain, 5G)	17%	NEW	↑
10	Critical infrastructure blackouts (e.g. power disruption) or failures (e.g. aging dams, bridges, rail tracks)	14%	NEW	↑



Top 10 risks in The USA

Source: Allianz Global Corporate & Specialty

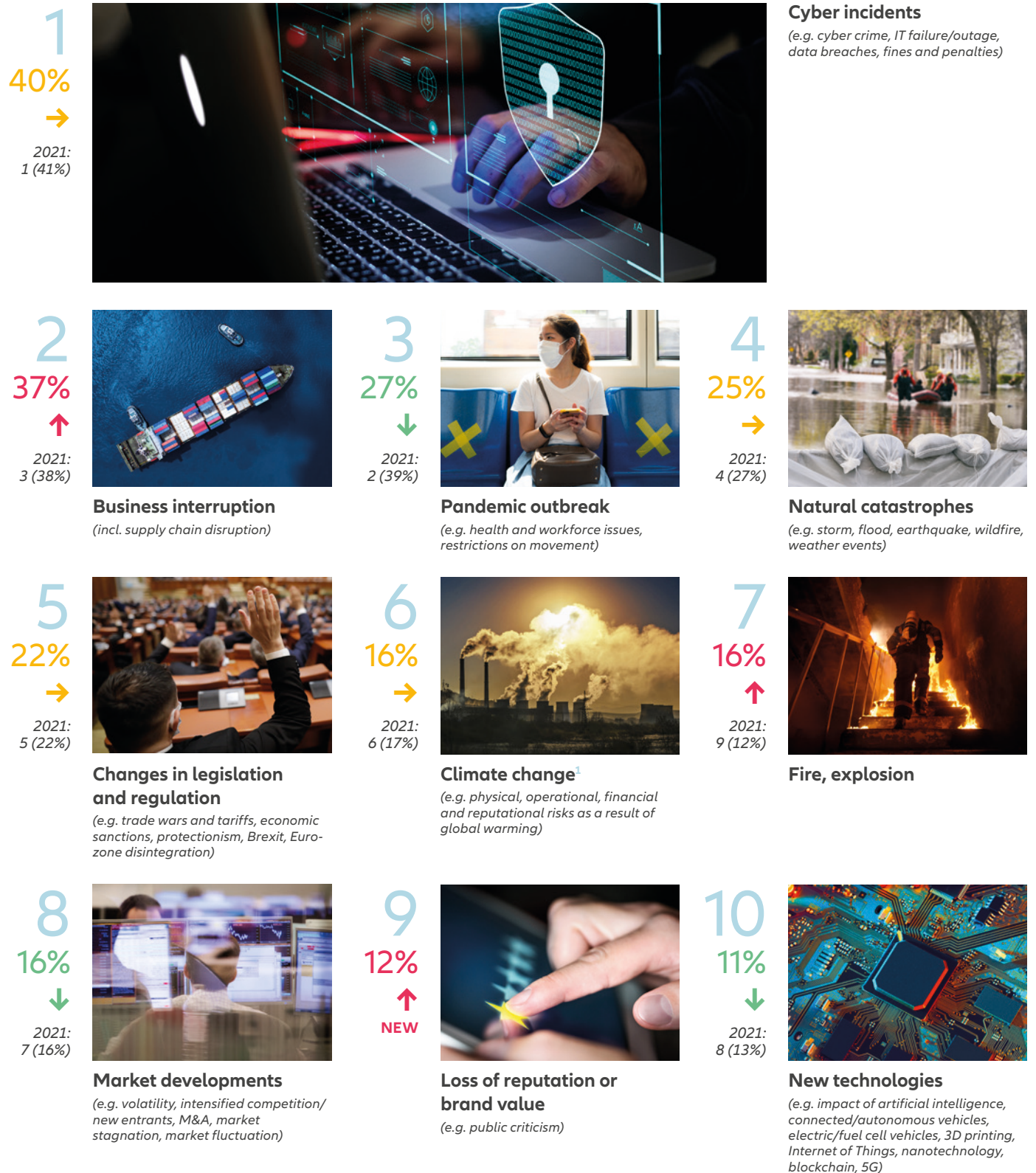
Figures represent how often a risk was selected as a percentage of all responses for that country
Respondents: 375. Figures don't add up to 100% as up to three risks could be selected

Rank		Percent	2021 rank	Trend
1	Business interruption (incl. supply chain disruption)	50%	1 (46%)	→
2	Cyber incidents (e.g. cyber crime, IT failure/outage, data breaches, fines and penalties)	37%	3 (33%)	↑
3	Natural catastrophes (e.g. storm, flood, earthquake, wildfire, weather events)	35%	4 (27%)	↑
4	Shortage of skilled workforce	25%	10 (11%)	↑
5	Pandemic outbreak (e.g. health and workforce issues, restrictions on movement)	22%	2 (41%)	↓
6	Fire, explosion	17%	7 (14%)	↑
7	Market developments (e.g. volatility, intensified competition/new entrants, M&A, market stagnation, market fluctuation)	15%	5 (25%)	↓
8	Climate change (e.g. physical, operational, financial and reputational risks as a result of global warming)	14%	8 (12%)	→
9	Changes in legislation and regulation (e.g. trade wars and tariffs, economic sanctions, protectionism, Brexit, Euro-zone disintegration)	13%	6 (14%)	↓
10	Loss of reputation or brand value (e.g. public criticism)	9%	NEW	↑

The most
important
business risks
in Asia Pacific
in 2022



The most important business risks in Asia Pacific in 2022



Source: Allianz Global Corporate & Specialty

Figures represent how often a risk was selected as a percentage of all responses for that region.

Respondents: 514

Figures don't add up to 100% as up to three risks could be selected

NEW New entry in the top 10 risks

¹ Climate change and fire, explosion rank higher than market developments based on actual number of responses.



Top 10 risks in Australia

Source: Allianz Global Corporate & Specialty

Figures represent how often a risk was selected as a percentage of all responses for that country
Respondents: 59. Figures don't add up to 100% as up to three risks could be selected

Rank		Percent	2021 rank	Trend
1	Business interruption (incl. supply chain disruption)	41%	2 (42%)	↑
1	Cyber incidents (e.g. cyber crime, IT failure/outage, data breaches, fines and penalties)	41%	3 (38%)	↑
3	Climate change (e.g. physical, operational, financial and reputational risks as a result of global warming)	34%	6 (22%)	↑
4	Natural catastrophes (e.g. storm, flood, earthquake, wildfire, weather events)	29%	5 (24%)	↑
5	Changes in legislation and regulation (e.g. trade wars and tariffs, economic sanctions, protectionism, Brexit, Euro-zone disintegration)	27%	3 (38%)	↓
6	Pandemic outbreak (e.g. health and workforce issues, restrictions on movement)	24%	1 (45%)	↓
7	Shortage of skilled workforce	19%	NEW	↑
8	Market developments (e.g. volatility, intensified competition/new entrants, M&A, market stagnation, market fluctuation)	15%	7 (20%)	↓
9	Loss of reputation or brand value (e.g. public criticism)	14%	NEW	↑
9	Macroeconomic developments (e.g. monetary policies, austerity programs, commodity price increase, deflation, inflation)	14%	8 (13%)	↓



Top 10 risks in China

Source: Allianz Global Corporate & Specialty

Figures represent how often a risk was selected as a percentage of all responses for that country
Respondents: 104. Figures don't add up to 100% as up to three risks could be selected

Rank		Percent	2021 rank	Trend
1	Business interruption (incl. supply chain disruption)	36%	2 (33%)	↑
2	Changes in legislation and regulation (e.g. trade wars and tariffs, economic sanctions, protectionism, Brexit, Euro-zone disintegration)	34%	2 (33%)	→
3	Market developments (e.g. volatility, intensified competition/new entrants, M&A, market stagnation, market fluctuation)	23%	4 (29%)	↑
4	Cyber incidents (e.g. cyber crime, IT failure/outage, data breaches, fines and penalties)	20%	8 (17%)	↑
4	Fire, explosion	20%	6 (19%)	↑
6	New technologies (e.g. impact of artificial intelligence, connected/autonomous vehicles, electric/fuel cell vehicles, 3D printing, Internet of Things, nanotechnology, blockchain, 5G)	17%	6 (19%)	→
6	Product recall, quality management, serial defects	17%	10 (12%)	↑
8	Natural catastrophes (e.g. storm, flood, earthquake, wildfire, weather events)	14%	5 (26%)	↓
9	Pandemic outbreak (e.g. health and workforce issues, restrictions on movement)	11%	1 (36%)	↓
10	Loss of reputation or brand value (e.g. public criticism)	10%	8 (17%)	↓



Top 10 risks in Hong Kong

Source: Allianz Global Corporate & Specialty

Figures represent how often a risk was selected as a percentage of all responses for that territory
Respondents: 51. Figures don't add up to 100% as up to three risks could be selected

Rank		Percent	2021 rank	Trend
1	Pandemic outbreak (e.g. health and workforce issues, restrictions on movement)	39%	1 (65%)	→
2	Cyber incidents (e.g. cyber crime, IT failure/outage, data breaches, fines and penalties)	35%	4 (22%)	↑
3	Changes in legislation and regulation (e.g. trade wars and tariffs, economic sanctions, protectionism, Brexit, Euro-zone disintegration)	25%	4 (22%)	↑
4	Market developments (e.g. volatility, intensified competition/new entrants, M&A, market stagnation, market fluctuation)	20%	7 (17%)	↑
5	Fire, explosion	18%	7 (17%)	↑
5	Natural catastrophes (e.g. storm, flood, earthquake, wildfire, weather events)	18%	2 (39%)	↓
5	Shortage of skilled workforce	18%	NEW	↑
8	Business interruption (incl. supply chain disruption)	16%	4 (22%)	↓
8	Loss of reputation or brand value (e.g. public criticism)	16%	NEW	↑
8	Political risks and violence (e.g. political instability, war, terrorism, civil commotion, riots and looting)	16%	3 (35%)	↓



Top 10 risks in India

Source: Allianz Global Corporate & Specialty

Figures represent how often a risk was selected as a percentage of all responses for that country
Respondents: 67. Figures don't add up to 100% as up to three risks could be selected

Rank		Percent	2021 rank	Trend
1	Cyber incidents (e.g. cyber crime, IT failure/outage, data breaches, fines and penalties)	51%	1 (56%)	→
2	Pandemic outbreak (e.g. health and workforce issues, restrictions on movement)	39%	3 (38%)	↑
3	Business interruption (incl. supply chain disruption)	33%	2 (39%)	↓
4	Natural catastrophes (e.g. storm, flood, earthquake, wildfire, weather events)	28%	6 (17%)	↑
5	Climate change (e.g. physical, operational, financial and reputational risks as a result of global warming)	22%	4 (24%)	↓
6	Market developments (e.g. volatility, intensified competition/new entrants, M&A, market stagnation, market fluctuation)	18%	7 (11%)	↑
7	Changes in legislation and regulation (e.g. trade wars and tariffs, economic sanctions, protectionism, Brexit, Euro-zone disintegration)	15%	5 (21%)	↓
7	Loss of reputation or brand value (e.g. public criticism)	15%	7 (11%)	→
9	Product recall, quality management, serial defects	9%	NEW	↑
10	Shortage of skilled workforce	7%	NEW	↑



Top 10 risks in Japan

Source: Allianz Global Corporate & Specialty

Figures represent how often a risk was selected as a percentage of all responses for that country
Respondents: 83. Figures don't add up to 100% as up to three risks could be selected

Rank		Percent	2021 rank	Trend
1	Cyber incidents (e.g. cyber crime, IT failure/outage, data breaches, fines and penalties)	63%	1 (47%)	→
2	Natural catastrophes (e.g. storm, flood, earthquake, wildfire, weather events)	46%	1 (47%)	↓
3	Business interruption (incl. supply chain disruption)	33%	3 (37%)	→
4	Pandemic outbreak (e.g. health and workforce issues, restrictions on movement)	22%	4 (33%)	→
5	Climate change (e.g. physical, operational, financial and reputational risks as a result of global warming)	18%	7 (12%)	↑
6	Loss of reputation or brand value (e.g. public criticism)	17%	NEW	↑
7	New technologies (e.g. impact of artificial intelligence, connected/autonomous vehicles, electric/fuel cell vehicles, 3D printing, Internet of Things, nanotechnology, blockchain, 5G)	11%	6 (14%)	↓
8	Changes in legislation and regulation (e.g. trade wars and tariffs, economic sanctions, protectionism, Brexit, Euro-zone disintegration)	10%	10 (6%)	↑
9	Shortage of skilled workforce	8%	9 (8%)	→
9	Political risks and violence (e.g. political instability, war, terrorism, civil commotion, riots and looting)	8%	NEW	↑



Top 10 risks in Singapore

Source: Allianz Global Corporate & Specialty

Figures represent how often a risk was selected as a percentage of all responses for that country
Respondents: 88. Figures don't add up to 100% as up to three risks could be selected

Rank		Percent	2021 rank	Trend
1	Business interruption (incl. supply chain disruption)	53%	1 (53%)	→
2	Cyber incidents (e.g. cyber crime, IT failure/outage, data breaches, fines and penalties)	42%	2 (47%)	→
2	Pandemic outbreak (e.g. health and workforce issues, restrictions on movement)	42%	3 (43%)	↑
4	Fire, explosion	23%	6 (13%)	↑
5	Natural catastrophes (e.g. storm, flood, earthquake, wildfire, weather events)	18%	6 (13%)	↑
6	Changes in legislation and regulation (e.g. trade wars and tariffs, economic sanctions, protectionism, Brexit, Euro-zone disintegration)	17%	5 (17%)	↓
7	Climate change (e.g. physical, operational, financial and reputational risks as a result of global warming)	13%	4 (27%)	↓
7	Market developments (e.g. volatility, intensified competition/new entrants, M&A, market stagnation, market fluctuation)	13%	9 (10%)	↑
9	Shortage of skilled workforce	11%	NEW	↑
9	New technologies (e.g. impact of artificial intelligence, connected/autonomous vehicles, electric/fuel cell vehicles, 3D printing, Internet of Things, nanotechnology, blockchain, 5G)	11%	6 (13%)	↓



Top 10 risks in South Korea

Source: Allianz Global Corporate & Specialty

Figures represent how often a risk was selected as a percentage of all responses for that country
Respondents: 36. Figures don't add up to 100% as up to three risks could be selected

Rank		Percent	2021 rank	Trend
1	Business interruption (incl. supply chain disruption)	39%	4 (25%)	↑
2	Cyber incidents (e.g. cyber crime, IT failure/outage, data breaches, fines and penalties)	33%	1 (30%)	↓
3	Natural catastrophes (e.g. storm, flood, earthquake, wildfire, weather events)	25%	1 (30%)	↓
4	New technologies (e.g. impact of artificial intelligence, connected/autonomous vehicles, electric/fuel cell vehicles, 3D printing, Internet of Things, nanotechnology, blockchain, 5G)	22%	6 (15%)	↑
5	Changes in legislation and regulation (e.g. trade wars and tariffs, economic sanctions, protectionism, Brexit, Euro-zone disintegration)	19%	6 (15%)	↑
5	Fire, explosion	19%	1 (30%)	↓
5	Pandemic outbreak (e.g. health and workforce issues, restrictions on movement)	19%	6 (15%)	↑
8	Market developments (e.g. volatility, intensified competition/new entrants, M&A, market stagnation, market fluctuation)	17%	NEW	↑
8	Product recall, quality management, serial defects	17%	6 (15%)	↓
10	Critical infrastructure blackouts (e.g. power disruption) or failures (e.g. aging dams, bridges, rail tracks)	11%	NEW	↑

The most
important
business risks
in Africa &
Middle East
in 2022



The most important business risks in Africa & Middle East in 2022

1
40%
↑
2021:
3 (33%)



Cyber incidents
(e.g. cyber crime, IT failure/outage, data breaches, fines and penalties)

2
36%
→
2021:
2 (36%)



Business interruption
(incl. supply chain disruption)

3
25%
↓
2021:
1 (36%)



Pandemic outbreak
(e.g. health and workforce issues, restrictions on movement)

4
23%
↑
2021:
6 (19%)



Political risks and violence
(e.g. political instability, war, terrorism, civil commotion, riots and looting)

5
22%
↑
2021:
8 (17%)



Changes in legislation and regulation
(e.g. trade wars and tariffs, economic sanctions, protectionism, Brexit, Euro-zone disintegration)

6
18%
↑
2021:
10 (11%)



Critical infrastructure blackouts
(e.g. power disruption) or failures (e.g. aging dams, bridges, rail tracks)

7
16%
↓
2021:
4 (20%)




Macroeconomic developments
(e.g. monetary policies, austerity programs, commodity price increase, deflation, inflation)

7
16%
↑
2021:
9 (15%)



Market developments
(e.g. volatility, intensified competition/new entrants, M&A, market stagnation, market fluctuation)

9
14%
↑
NEW



Loss of reputation or brand value
(e.g. public criticism)

10
13%
↑
NEW



Climate change
(e.g. physical, operational, financial and reputational risks as a result of global warming)

Source: Allianz Global Corporate & Specialty

Figures represent how often a risk was selected as a percentage of all responses for that region.

Respondents: 409

Figures don't add up to 100% as up to three risks could be selected

NEW New entry in the top 10 risks



Top 10 risks in Ghana

Source: Allianz Global Corporate & Specialty

Figures represent how often a risk was selected as a percentage of all responses for that country
Respondents: 17. Figures don't add up to 100% as up to three risks could be selected

Rank		Percent	2021 rank	Trend
1	Business interruption (incl. supply chain disruption)	41%	3 (37%)	↑
2	Cyber incidents (e.g. cyber crime, IT failure/outage, data breaches, fines and penalties)	35%	5 (23%)	↑
3	Climate change (e.g. physical, operational, financial and reputational risks as a result of global warming)	24%	8 (13%)	↑
3	Fire, explosion	24%	1 (40%)	↓
3	Pandemic outbreak (e.g. health and workforce issues, restrictions on movement)	24%	4 (30%)	↑
6	Changes in legislation and regulation (e.g. trade wars and tariffs, economic sanctions, protectionism, Brexit, Euro-zone disintegration)	18%	NEW	↑
6	Critical infrastructure blackouts (e.g. power disruption) or failures (e.g. aging dams, bridges, rail tracks)	18%	NEW	↑
6	Macroeconomic developments (e.g. monetary policies, austerity programs, commodity price increase, deflation, inflation)	18%	1 (40%)	↓
9	Market developments (e.g. volatility, intensified competition/new entrants, M&A, market stagnation, market fluctuation)	12%	7 (20%)	↓
9	Shortage of skilled workforce	12%	NEW	↑



Top 10 risks in Kenya

Source: Allianz Global Corporate & Specialty

Figures represent how often a risk was selected as a percentage of all responses for that country
Respondents: 40. Figures don't add up to 100% as up to three risks could be selected

Rank		Percent	2021 rank	Trend
1	Business interruption (incl. supply chain disruption)	40%	2 (33%)	↑
2	Political risks and violence (e.g. political instability, war, terrorism, civil commotion, riots and looting)	35%	NEW	↑
3	Pandemic outbreak (e.g. health and workforce issues, restrictions on movement)	33%	1 (56%)	↓
4	Changes in legislation and regulation (e.g. trade wars and tariffs, economic sanctions, protectionism, Brexit, Euro-zone disintegration)	28%	9 (11%)	↑
5	Cyber incidents (e.g. cyber crime, IT failure/outage, data breaches, fines and penalties)	25%	5 (22%)	→
6	Market developments (e.g. volatility, intensified competition/new entrants, M&A, market stagnation, market fluctuation)	23%	2 (33%)	↓
7	Loss of reputation or brand value (e.g. public criticism)	15%	NEW	↑
7	Macroeconomic developments (e.g. monetary policies, austerity programs, commodity price increase, deflation, inflation)	15%	5 (22%)	↓
7	New technologies (e.g. impact of artificial intelligence, connected/autonomous vehicles, electric/fuel cell vehicles, 3D printing, Internet of Things, nanotechnology, blockchain, 5G)	15%	8 (17%)	↑
7	Theft, fraud, corruption	15%	5 (22%)	↓



Top 10 risks in Madagascar **NEW**

Source: Allianz Global Corporate & Specialty

Figures represent how often a risk was selected as a percentage of all responses for that country
Respondents: 17. Figures don't add up to 100% as up to three risks could be selected

Rank		Percent
1	Pandemic outbreak (e.g. health and workforce issues, restrictions on movement)	41%
2	Business interruption (incl. supply chain disruption)	35%
3	Natural catastrophes (e.g. storm, flood, earthquake, wildfire, weather events)	30%
4	Loss of reputation or brand value (e.g. public criticism)	29%
5	Political risks and violence (e.g. political instability, war, terrorism, civil commotion, riots and looting)	24%
6	Changes in legislation and regulation (e.g. trade wars and tariffs, economic sanctions, protectionism, Brexit, Euro-zone disintegration)	18%
6	Cyber incidents (e.g. cyber crime, IT failure/outage, data breaches, fines and penalties)	18%
6	Fire, explosion	18%
6	Macroeconomic developments (e.g. monetary policies, austerity programs, commodity price increase, deflation, inflation)	18%
6	Market developments (e.g. volatility, intensified competition/new entrants, M&A, market stagnation, market fluctuation)	18%



Top 10 risks in Morocco

Source: Allianz Global Corporate & Specialty

Figures represent how often a risk was selected as a percentage of all responses for that country
Respondents: 17. Figures don't add up to 100% as up to three risks could be selected

Rank		Percent	2021 rank	Trend
1	Business interruption (incl. supply chain disruption)	47%	3 (38%)	↑
1	Natural catastrophes (e.g. storm, flood, earthquake, wildfire, weather events)	47%	7 (17%)	↑
3	Fire, explosion	41%	4 (33%)	↑
4	Cyber incidents (e.g. cyber crime, IT failure/outage, data breaches, fines and penalties)	35%	5 (21%)	↑
5	Pandemic outbreak (e.g. health and workforce issues, restrictions on movement)	29%	1 (58%)	↓
6	Changes in legislation and regulation (e.g. trade wars and tariffs, economic sanctions, protectionism, Brexit, Euro-zone disintegration)	18%	10 (4%)	↑
6	Loss of reputation or brand value (e.g. public criticism)	18%	8 (13%)	↑
8	Political risks and violence (e.g. political instability, war, terrorism, civil commotion, riots and looting)	12%	NEW	↑
8	Theft, fraud, corruption	12%	8 (13%)	→
10	Market developments (e.g. volatility, intensified competition/new entrants, M&A, market stagnation, market fluctuation)	6%	2 (42%)	↓



Top 10 risks in Namibia NEW

Source: Allianz Global Corporate & Specialty

Figures represent how often a risk was selected as a percentage of all responses for that country
Respondents: 33. Figures don't add up to 100% as up to three risks could be selected

Rank		Percent
1	Business interruption (incl. supply chain disruption)	55%
2	Changes in legislation and regulation (e.g. trade wars and tariffs, economic sanctions, protectionism, Brexit, Euro-zone disintegration)	33%
2	Pandemic outbreak (e.g. health and workforce issues, restrictions on movement)	33%
4	Cyber incidents (e.g. cyber crime, IT failure/outage, data breaches, fines and penalties)	30%
5	Market developments (e.g. volatility, intensified competition/new entrants, M&A, market stagnation, market fluctuation)	24%
6	Fire, explosion	21%
7	Macroeconomic developments (e.g. monetary policies, austerity programs, commodity price increase, deflation, inflation)	18%
7	Theft, fraud, corruption	18%
9	Climate change (e.g. physical, operational, financial and reputational risks as a result of global warming)	15%
10	Natural catastrophes (e.g. storm, flood, earthquake, wildfire, weather events)	12%



Top 10 risks in Nigeria

Source: Allianz Global Corporate & Specialty

Figures represent how often a risk was selected as a percentage of all responses for that country
Respondents: 70. Figures don't add up to 100% as up to three risks could be selected

Rank		Percent	2021 rank	Trend
1	Cyber incidents (e.g. cyber crime, IT failure/outage, data breaches, fines and penalties)	46%	2 (32%)	↑
2	Political risks and violence (e.g. political instability, war, terrorism, civil commotion, riots and looting)	39%	5 (26%)	↑
3	Macroeconomic developments (e.g. monetary policies, austerity programs, commodity price increase, deflation, inflation)	31%	3 (31%)	→
4	Changes in legislation and regulation (e.g. trade wars and tariffs, economic sanctions, protectionism, Brexit, Euro-zone disintegration)	26%	8 (17%)	↑
4	Market developments (e.g. volatility, intensified competition/new entrants, M&A, market stagnation, market fluctuation)	26%	10 (12%)	↑
6	Business interruption (incl. supply chain disruption)	20%	4 (30%)	↓
7	Loss of reputation or brand value (e.g. public criticism)	19%	9 (13%)	↑
8	Theft, fraud, corruption	17%	6 (22%)	↓
9	New technologies (e.g. impact of artificial intelligence, connected/autonomous vehicles, electric/fuel cell vehicles, 3D printing, Internet of Things, nanotechnology, blockchain, 5G)	13%	NEW	↑
9	Pandemic outbreak (e.g. health and workforce issues, restrictions on movement)	13%	1 (38%)	↓



Top 10 risks in South Africa

Source: Allianz Global Corporate & Specialty

Figures represent how often a risk was selected as a percentage of all responses for that country
Respondents: 135. Figures don't add up to 100% as up to three risks could be selected

Rank		Percent	2021 rank	Trend
1	Cyber incidents (e.g. cyber crime, IT failure/outage, data breaches, fines and penalties)	50%	1 (48%)	→
2	Business interruption (incl. supply chain disruption)	44%	2 (39%)	→
3	Critical infrastructure blackouts (e.g. power disruption) or failures (e.g. aging dams, bridges, rail tracks)	35%	6 (18%)	↑
4	Political risks and violence (e.g. political instability, war, terrorism, civil commotion, riots and looting)	28%	5 (18%)	↑
5	Pandemic outbreak (e.g. health and workforce issues, restrictions on movement)	22%	3 (29%)	↓
6	Climate change (e.g. physical, operational, financial and reputational risks as a result of global warming)	16%	7 (14%)	↑
7	Changes in legislation and regulation (e.g. trade wars and tariffs, economic sanctions, protectionism, Brexit, Euro-zone disintegration)	15%	4 (24%)	↓
8	Shortage of skilled workforce	13%	9 (12%)	↑
9	Fire, explosion	9%	NEW	↑
10	New technologies (e.g. impact of artificial intelligence, connected/autonomous vehicles, electric/fuel cell vehicles, 3D printing, Internet of Things, nanotechnology, blockchain, 5G)	8%	8 (13%)	↓

The most
important
business risks
by industry sector
in 2022



The most important business risks by industry sector in 2022



Top 5 risks in Agriculture

Source:
Allianz Global Corporate & Specialty

Figures represent how often a risk was selected as a percentage of all responses for that industry sector

Respondents: 17

Figures don't add up to 100% as up to three risks could be selected

Rank		Percent	2021 rank	Trend
1	Climate change (e.g. physical, operational, financial and reputational risks as a result of global warming)	65%	1 (41%)	→
2	Natural catastrophes (e.g. storm, flood, earthquake, wildfire, weather events)	42%	NEW	↑
3	Business interruption (incl. supply chain disruption)	29%	3 (28%)	→
3	Environmental risks (e.g. pollution)	29%	NEW	↑
3	Fire, explosion	29%	5 (22%)	↑



Top 5 risks in Aviation, aerospace and defense

Source:
Allianz Global Corporate & Specialty

Figures represent how often a risk was selected as a percentage of all responses for that industry sector

Respondents: 73

Figures don't add up to 100% as up to three risks could be selected

Rank		Percent	2021 rank	Trend
1	Cyber incidents (e.g. cyber crime, IT failure/outage, data breaches, fines and penalties)	47%	3 (35%)	↑
2	Pandemic outbreak (e.g. health and workforce issues, restrictions on movement)	45%	1 (62%)	↓
3	Business interruption (incl. supply chain disruption)	29%	2 (41%)	↓
4	Climate change (e.g. physical, operational, financial and reputational risks as a result of global warming)	21%	NEW	↑
4	Market developments (e.g. volatility, intensified competition/new entrants, M&A, market stagnation, market fluctuation)	21%	4 (31%)	→



Top 5 risks in Chemicals, pharmaceuticals and biopharma

Source:
Allianz Global Corporate & Specialty

Figures represent how often a risk was selected as a percentage of all responses for that industry sector

Respondents: 62

Figures don't add up to 100% as up to three risks could be selected

Rank		Percent	2021 rank	Trend
1	Business interruption (incl. supply chain disruption)	73%	1 (66%)	→
2	Cyber incidents (e.g. cyber crime, IT failure/outage, data breaches, fines and penalties)	42%	2 (49%)	→
3	Natural catastrophes (e.g. storm, flood, earthquake, wildfire, weather events)	29%	NEW	↑
4	Fire, explosion	18%	4 (21%)	→
4	Pandemic outbreak (e.g. health and workforce issues, restrictions on movement)	18%	3 (34%)	↓



Top 5 risks in Consumer goods

Source:
Allianz Global Corporate & Specialty

Figures represent how often a risk was selected as a percentage of all responses for that industry sector

Respondents: 22

Figures don't add up to 100% as up to three risks could be selected

Rank		Percent	2021 rank	Trend
1	Business interruption (incl. supply chain disruption)	59%	1 (38%)	→
2	Cyber incidents (e.g. cyber crime, IT failure/outage, data breaches, fines and penalties)	32%	NEW	↑
2	Natural catastrophes (e.g. storm, flood, earthquake, wildfire, weather events)	32%	NEW	↑
4	Product recall, quality management, serial defects	18%	NEW	↑
5	Pandemic outbreak (e.g. health and workforce issues, restrictions on movement)	14%	1 (38%)	↓



Top 5 risks in Engineering, construction and real estate

Source:
Allianz Global Corporate & Specialty

Figures represent how often a risk was selected as a percentage of all responses for that industry sector

Respondents: 160

Figures don't add up to 100% as up to three risks could be selected

Rank		Percent	2021 rank	Trend
1	Business interruption (incl. supply chain disruption)	43%	1 (44%)	→
2	Natural catastrophes (e.g. storm, flood, earthquake, wildfire, weather events)	42%	2 (35%)	→
3	Fire, explosion	24%	4 (32%)	↑
4	Cyber incidents (e.g. cyber crime, IT failure/outage, data breaches, fines and penalties)	23%	5 (21%)	↑
5	Shortage of skilled workforce	21%	NEW	↑



Top 5 risks in Entertainment and media

Source:
Allianz Global Corporate & Specialty

Figures represent how often a risk was selected as a percentage of all responses for that industry sector

Respondents: 37

Figures don't add up to 100% as up to three risks could be selected

Rank		Percent	2021 rank	Trend
1	Pandemic outbreak (e.g. health and workforce issues, restrictions on movement)	54%	1 (56%)	→
2	Business interruption (incl. supply chain disruption)	51%	2 (37%)	→
3	Cyber incidents (e.g. cyber crime, IT failure/outage, data breaches, fines and penalties)	32%	2 (37%)	↓
4	Loss of reputation or brand value (e.g. public criticism)	30%	4 (20%)	→
5	Changes in legislation and regulation (e.g. trade wars and tariffs, economic sanctions, protectionism, Brexit, Euro-zone disintegration)	19%	NEW	↑



Top 5 risks in Financial services

Source:
Allianz Global Corporate & Specialty

Figures represent how often a risk was selected as a percentage of all responses for that industry sector

Respondents: 872

Figures don't add up to 100% as up to three risks could be selected

Rank		Percent	2021 rank	Trend
1	Cyber incidents (e.g. cyber crime, IT failure/outage, data breaches, fines and penalties)	51%	1 (47%)	→
2	Business interruption (incl. supply chain disruption)	30%	3 (31%)	↑
3	Changes in legislation and regulation (e.g. trade wars and tariffs, economic sanctions, protectionism, Brexit, Euro-zone disintegration)	26%	4 (26%)	↑
4	Pandemic outbreak (e.g. health and workforce issues, restrictions on movement)	24%	2 (40%)	↓
5	Market developments (e.g. volatility, intensified competition/new entrants, M&A, market stagnation, market fluctuation)	19%	NEW	↑



Top 5 risks in Food and beverages (manufacturing and supply)

Source:
Allianz Global Corporate & Specialty

Figures represent how often a risk was selected as a percentage of all responses for that industry sector

Respondents: 30

Figures don't add up to 100% as up to three risks could be selected

Rank		Percent	2021 rank	Trend
1	Business interruption (incl. supply chain disruption)	67%	1 (53%)	→
2	Cyber incidents (e.g. cyber crime, IT failure/outage, data breaches, fines and penalties)	43%	5 (23%)	↑
3	Climate change (e.g. physical, operational, financial and reputational risks as a result of global warming)	23%	NEW	↑
3	Fire, explosion	23%	3 (30%)	→
5	Changes in legislation and regulation (e.g. trade wars and tariffs, economic sanctions, protectionism, Brexit, Euro-zone disintegration)	20%	NEW	↑



Top 5 risks in Government, public services (incl. healthcare)

Source:
Allianz Global Corporate & Specialty

Figures represent how often a risk was selected as a percentage of all responses for that industry sector

Respondents: 23

Figures don't add up to 100% as up to three risks could be selected

Rank		Percent	2021 rank	Trend
1	Cyber incidents (e.g. cyber crime, IT failure/outage, data breaches, fines and penalties)	57%	1 (37%)	→
2	Pandemic outbreak (e.g. health and workforce issues, restrictions on movement)	43%	1 (37%)	↓
3	Shortage of skilled workforce	30%	NEW	↑
4	Changes in legislation and regulation (e.g. trade wars and tariffs, economic sanctions, protectionism, Brexit, Euro-zone disintegration)	26%	3 (30%)	↓
5	Business interruption (incl. supply chain disruption)	22%	5 (17%)	→



Top 5 risks in Hospitality, leisure, tourism

Source:
Allianz Global Corporate & Specialty

Figures represent how often a risk was selected as a percentage of all responses for that industry sector

Respondents: 28

Figures don't add up to 100% as up to three risks could be selected

Rank		Percent	2021 rank	Trend
1	Pandemic outbreak (e.g. health and workforce issues, restrictions on movement)	57%	1 (66%)	→
2	Business interruption (incl. supply chain disruption)	39%	2 (46%)	→
3	Cyber incidents (e.g. cyber crime, IT failure/outage, data breaches, fines and penalties)	25%	NEW	↑
4	Natural catastrophes (e.g. storm, flood, earthquake, wildfire, weather events)	22%	3 (43%)	↓
5	Climate change (e.g. physical, operational, financial and reputational risks as a result of global warming)	18%	4 (14%)	↓



Top 5 risks in Manufacturing (incl. automotive)

Source:
Allianz Global Corporate & Specialty

Figures represent how often a risk was selected as a percentage of all responses for that industry sector

Respondents: 144

Figures don't add up to 100% as up to three risks could be selected

Rank		Percent	2021 rank	Trend
1	Business interruption (incl. supply chain disruption)	68%	1 (63%)	→
2	Cyber incidents (e.g. cyber crime, IT failure/outage, data breaches, fines and penalties)	53%	2 (41%)	→
3	Natural catastrophes (e.g. storm, flood, earthquake, wildfire, weather events)	31%	NEW	↑
4	Fire, explosion	26%	4 (26%)	→
5	Product recall, quality management, serial defects	18%	NEW	↑



Top 5 risks in Marine and shipping

Source:
Allianz Global Corporate & Specialty

Figures represent how often a risk was selected as a percentage of all responses for that industry sector

Respondents: 83

Figures don't add up to 100% as up to three risks could be selected

Rank		Percent	2021 rank	Trend
1	Business interruption (incl. supply chain disruption)	42%	2 (36%)	↑
2	Natural catastrophes (e.g. storm, flood, earthquake, wildfire, weather events)	33%	3 (27%)	↑
3	Fire, explosion	25%	NEW	↑
4	Cyber incidents (e.g. cyber crime, IT failure/outage, data breaches, fines and penalties)	23%	4 (26%)	→
5	Climate change (e.g. physical, operational, financial and reputational risks as a result of global warming)	18%	NEW	↑



Top 5 risks in Oil and gas

Source:
Allianz Global Corporate & Specialty

Figures represent how often a risk was selected as a percentage of all responses for that industry sector

Respondents: 34

Figures don't add up to 100% as up to three risks could be selected

Rank		Percent	2021 rank	Trend
1	Business interruption (incl. supply chain disruption)	59%	1 (51%)	→
2	Natural catastrophes (e.g. storm, flood, earthquake, wildfire, weather events)	50%	NEW	↑
3	Fire, explosion	35%	2 (39%)	↓
4	Climate change (e.g. physical, operational, financial and reputational risks as a result of global warming)	32%	4 (24%)	→
5	Cyber incidents (e.g. cyber crime, IT failure/outage, data breaches, fines and penalties)	21%	4 (24%)	↓



Top 5 risks in Power and utilities

Source:
Allianz Global Corporate & Specialty

Figures represent how often a risk was selected as a percentage of all responses for that industry sector

Respondents: 54

Figures don't add up to 100% as up to three risks could be selected

Rank		Percent	2021 rank	Trend
1	Business interruption (incl. supply chain disruption)	46%	2 (45%)	↑
2	Natural catastrophes (e.g. storm, flood, earthquake, wildfire, weather events)	41%	3 (27%)	↑
3	Cyber incidents (e.g. cyber crime, IT failure/outage, data breaches, fines and penalties)	33%	1 (51%)	↓
4	Fire, explosion	31%	NEW	↑
5	Climate change (e.g. physical, operational, financial and reputational risks as a result of global warming)	26%	5 (24%)	→



Top 5 risks in Professional services (e.g. legal)

Source:
Allianz Global Corporate & Specialty

Figures represent how often a risk was selected as a percentage of all responses for that industry sector

Respondents: 96

Figures don't add up to 100% as up to three risks could be selected

Rank		Percent	2021 rank	Trend
1	Cyber incidents (e.g. cyber crime, IT failure/outage, data breaches, fines and penalties)	45%	1 (52%)	→
2	Changes in legislation and regulation (e.g. trade wars and tariffs, economic sanctions, protectionism, Brexit, Euro-zone disintegration)	27%	4 (23%)	↑
3	Loss of reputation or brand value (e.g. public criticism)	22%	NEW	↑
4	Business interruption (incl. supply chain disruption)	21%	3 (25%)	↓
5	Pandemic outbreak (e.g. health and workforce issues, restrictions on movement)	20%	2 (40%)	↓



Top 5 risks in Renewable energy

Source: Allianz Global Corporate & Specialty

Figures represent how often a risk was selected as a percentage of all responses for that industry sector

Respondents: 20

Figures don't add up to 100% as up to three risks could be selected

Rank		Percent	2021 rank	Trend
1	Natural catastrophes (e.g. storm, flood, earthquake, wildfire, weather events)	65%	2 (38%)	↑
2	Business interruption (incl. supply chain disruption)	60%	1 (43%)	↓
3	Climate change (e.g. physical, operational, financial and reputational risks as a result of global warming)	35%	5 (19%)	↑
4	Cyber incidents (e.g. cyber crime, IT failure/outage, data breaches, fines and penalties)	30%	NEW	↑
4	Fire, explosion	30%	3 (29%)	↓



Top 5 risks in Retail and wholesale

Source: Allianz Global Corporate & Specialty

Figures represent how often a risk was selected as a percentage of all responses for that industry sector

Respondents: 52

Figures don't add up to 100% as up to three risks could be selected

Rank		Percent	2021 rank	Trend
1	Business interruption (incl. supply chain disruption)	56%	1 (54%)	→
2	Cyber incidents (e.g. cyber crime, IT failure/outage, data breaches, fines and penalties)	29%	4 (32%)	↑
3	Natural catastrophes (e.g. storm, flood, earthquake, wildfire, weather events)	27%	5 (21%)	↑
3	Pandemic outbreak (e.g. health and workforce issues, restrictions on movement)	27%	2 (46%)	↓
5	Climate change (e.g. physical, operational, financial and reputational risks as a result of global warming)	17%	NEW	↑



Top 5 risks in Technology

Source: Allianz Global Corporate & Specialty

Figures represent how often a risk was selected as a percentage of all responses for that industry sector

Respondents: 60

Figures don't add up to 100% as up to three risks could be selected

Rank		Percent	2021 rank	Trend
1	Cyber incidents (e.g. cyber crime, IT failure/outage, data breaches, fines and penalties)	52%	1 (61%)	→
2	Business interruption (incl. supply chain disruption)	45%	2 (44%)	→
3	Pandemic outbreak (e.g. health and workforce issues, restrictions on movement)	28%	3 (30%)	→
4	New technologies (e.g. impact of artificial intelligence, connected/autonomous vehicles, electric/fuel cell vehicles, 3D printing, Internet of Things, nanotechnology, blockchain, 5G)	20%	4 (26%)	→
5	Changes in legislation and regulation (e.g. trade wars and tariffs, economic sanctions, protectionism, Brexit, Euro-zone disintegration)	18%	5 (18%)	→



Top 5 risks in Telecommunications

Source:
Allianz Global Corporate & Specialty

Figures represent how often a risk was selected as a percentage of all responses for that industry sector

Respondents: 20

Figures don't add up to 100% as up to three risks could be selected

Rank		Percent	2021 rank	Trend
1	Business interruption (incl. supply chain disruption)	60%	2 (38%)	↑
2	Cyber incidents (e.g. cyber crime, IT failure/outage, data breaches, fines and penalties)	55%	1 (71%)	↓
3	Critical infrastructure blackouts (e.g. power disruption) or failures (e.g. aging dams, bridges, rail tracks)	25%	NEW	↑
3	Pandemic outbreak (e.g. health and workforce issues, restrictions on movement)	25%	3 (26%)	→
5	New technologies (e.g. impact of artificial intelligence, connected/autonomous vehicles, electric/fuel cell vehicles, 3D printing, Internet of Things, nanotechnology, blockchain, 5G)	20%	NEW	↑



Top 5 risks in Transportation

Source:
Allianz Global Corporate & Specialty

Figures represent how often a risk was selected as a percentage of all responses for that industry sector

Respondents: 45

Figures don't add up to 100% as up to three risks could be selected

Rank		Percent	2021 rank	Trend
1	Business interruption (incl. supply chain disruption)	27%	1 (41%)	→
1	Natural catastrophes (e.g. storm, flood, earthquake, wildfire, weather events)	27%	NEW	↑
1	Shortage of skilled workforce	27%	NEW	↑
4	Changes in legislation and regulation (e.g. trade wars and tariffs, economic sanctions, protectionism, Brexit, Euro-zone disintegration)	22%	NEW	↑
5	Cyber incidents (e.g. cyber crime, IT failure/outage, data breaches, fines and penalties)	18%	3 (31%)	↓

The most
important
business risks
by company size
in 2022

A target icon consisting of three concentric circles with a small central dot, rendered in a light blue color.

The most important business risks by company size in 2022



Top 10 risks for large-size companies*

*>US\$500mn annual revenues

Source:

Allianz Global Corporate & Specialty

Figures represent how often a risk was selected as a percentage of all responses for that company size

Respondents: 1,208

Figures don't add up to 100% as up to three risks could be selected

¹ Cyber incidents ranks higher than business interruption based on the actual number of responses

Rank		Percent	2021 rank	Trend
1	Cyber incidents (e.g. cyber crime, IT failure/outage, data breaches, fines and penalties) ¹	50%	2 (46%)	↑
2	Business interruption (incl. supply chain disruption)	50%	1 (46%)	↓
3	Natural catastrophes (e.g. storm, flood, earthquake, wildfire, weather events)	28%	4 (19%)	↑
4	Climate change (e.g. physical, operational, financial and reputational risks as a result of global warming)	21%	8 (15%)	↑
5	Pandemic outbreak (e.g. health and workforce issues, restrictions on movement)	19%	3 (38%)	↓
6	Changes in legislation and regulation (e.g. trade wars and tariffs, economic sanctions, protectionism, Brexit, Euro-zone disintegration)	18%	5 (18%)	↓
7	Fire, explosion	16%	7 (16%)	→
8	Market developments (e.g. volatility, intensified competition/new entrants, M&A, market stagnation, market fluctuation)	14%	6 (18%)	↓
9	Loss of reputation or brand value (e.g. public criticism)	11%	NEW	↑
10	New technologies (e.g. impact of artificial intelligence, connected/autonomous vehicles, electric/fuel cell vehicles, 3D printing, Internet of Things, nanotechnology, blockchain, 5G)	10%	NEW	↑



Top 10 risks for mid-size companies*

*US\$250mn to US\$500mn annual revenues

Source: Allianz Global Corporate & Specialty

Figures represent how often a risk was selected as a percentage of all responses for that company size

Respondents: 518

Figures don't add up to 100% as up to three risks could be selected

1 Shortage of skilled workforce ranks higher than market developments based on the actual number of responses

2 Market developments ranks higher than climate change based on the actual number of responses

Rank		Percent	2021 rank	Trend
1	Business interruption (incl. supply chain disruption)	43%	1 (44%)	→
2	Cyber incidents (e.g. cyber crime, IT failure/outage, data breaches, fines and penalties)	36%	3 (34%)	↑
3	Natural catastrophes (e.g. storm, flood, earthquake, wildfire, weather events)	27%	4 (21%)	↑
4	Pandemic outbreak (e.g. health and workforce issues, restrictions on movement)	25%	2 (40%)	↓
5	Fire, explosion	21%	5 (20%)	→
6	Changes in legislation and regulation (e.g. trade wars and tariffs, economic sanctions, protectionism, Brexit, Euro-zone disintegration)	19%	7 (16%)	↑
7	Shortage of skilled workforce ¹	15%	NEW	↑
8	Market developments (e.g. volatility, intensified competition/new entrants, M&A, market stagnation, market fluctuation) ²	15%	6 (20%)	↓
9	Climate change (e.g. physical, operational, financial and reputational risks as a result of global warming)	15%	8 (13%)	↓
10	Political risks and violence (e.g. political instability, war, terrorism, civil commotion, riots and looting)	9%	10 (11%)	→



Top 10 risks for small companies*

*<US\$250mn annual revenues

Source:
Allianz Global Corporate & Specialty

Figures represent how often a risk was selected as a percentage of all responses for that company size

Respondents: 924

Figures don't add up to 100% as up to three risks could be selected

1 Changes in legislation and regulation ranks higher than natural catastrophes based on the actual number of responses

2 Fire, explosion ranks higher than climate change based on the actual number of responses

Rank		Percent	2021 rank	Trend
1	Cyber incidents (e.g. cyber crime, IT failure/outage, data breaches, fines and penalties)	39%	2 (35%)	↑
2	Business interruption (incl. supply chain disruption)	32%	3 (34%)	↑
3	Pandemic outbreak (e.g. health and workforce issues, restrictions on movement)	25%	1 (42%)	↓
4	Changes in legislation and regulation (e.g. trade wars and tariffs, economic sanctions, protectionism, Brexit, Euro-zone disintegration) ¹	21%	4 (21%)	→
5	Natural catastrophes (e.g. storm, flood, earthquake, wildfire, weather events)	21%	7 (14%)	↑
6	Market developments (e.g. volatility, intensified competition/new entrants, M&A, market stagnation, market fluctuation)	18%	5 (20%)	↓
7	Shortage of skilled workforce	16%	NEW	↑
8	Macroeconomic developments (e.g. monetary policies, austerity programs, commodity price increase, deflation, inflation)	15%	6 (15%)	↓
9	Fire, explosion ²	14%	8 (13%)	↓
10	Climate change (e.g. physical, operational, financial and reputational risks as a result of global warming)	14%	10 (11%)	→

Contacts

For more information contact your local Allianz Global Corporate & Specialty Communications team.

Asia Pacific

Wendy Koh

wendy.koh@allianz.com

+65 6395 3796

Central and Eastern Europe

Daniel Aschoff

daniel.aschoff@allianz.com

+49 89 3800 18900

Ibero/LatAm

Camila Corsini

camila.corsini@allianz.com

+55 11 3527 0235

Mediterranean/Africa

Florence Claret

florence.claret@allianz.com

+33 158 858863

North America

Emil Janssens

emil.janssens@agcs.allianz.com

+1 212 553 1287

Lesiba Sethoga

lesiba.sethoga@allianz.com

+27 11 214 7948

UK, Middle East, Nordics

Ailsa Sayers

ailsa.sayers@allianz.com

+44 20 3451 3391

Global

Hugo Kidston

hugo.kidston@allianz.com

+44 203 451 3891

Heidi Polke-Markmann

heidi.polke@allianz.com

+49 89 3800 14303

For more information contact agcs.communication@allianz.com

Follow Allianz Global Corporate & Specialty on



Twitter [@AGCS_Insurance](#) [#ARB2022](#) and



LinkedIn

www.agcs.allianz.com

Thank you to Joana Moniz for her contribution to this report.

Disclaimer & Copyright

Copyright © 2022 Allianz Global Corporate & Specialty SE. All rights reserved.

The material contained in this publication is designed to provide general information only. While every effort has been made to ensure that the information provided is accurate, this information is provided without any representation or guarantee or warranty of any kind about its accuracy and completeness and neither Allianz Global Corporate & Specialty SE, Allianz Risk Consulting GmbH, Allianz Risk Consulting LLC, nor any other company of Allianz Group can be held responsible for any errors or omissions. This publication has been made on the sole initiative of Allianz Global Corporate & Specialty SE.

All descriptions of services remain subject to the terms and conditions of the service contract, if any. Any risk management duties as laid down in the risk service and/or consulting contracts and/or insurance contracts, if any, cannot be delegated neither by this document, nor in any other type or form. Some of the information contained herein may be time sensitive. Thus, you should consult the most recent referenced material. Some of the information given in this publication may not apply to your individual circumstances. Information relating to risk services is intended as a general description of certain types of risk and services to qualified customers. Allianz Global Corporate & Specialty SE do not assume any liability of any kind whatsoever, resulting from the use, or reliance upon any information, material or procedure contained in this publication. Any references to third party websites are provided solely as a convenience to you and not as an endorsement by Allianz Global Corporate & Specialty SE of the content of such third-party websites. Allianz Global Corporate & Specialty SE is not responsible for the content of such third-party sites and does not make any representations regarding the content or accuracy of materials on such third-party websites. If you decide to access third-party websites, you do so at your own risk.

Allianz Global Corporate & Specialty SE
Dieselstr. 8, 85774 Unterfoehring, Munich, Germany

Images: Adobe Stock/Shutterstock

All currencies US\$ unless specified

January 2022